

# Pioneer Funds – European Research

## January 2010

Class A EUR Non-Distributing

European Equity

## Benefit From Our Proprietary Fundamental Research

Leverage off one of Pioneer Investments' key strengths

- Allows investors to benefit from the quality of our proprietary fundamental research.
- Includes the best ideas from analysts in each sector.

Broad diversified research Portfolio

- Career Sector Analysts manage the Portfolio as a reflection of their stock recommendations.
- Largely sector neutral Portfolio that focuses solely on stock picking to drive performance.

Flexible investment universe

- Identifies opportunities across the market cap spectrum.
- Flexibility to benefit from opportunities in off-benchmark stocks.

Well-experienced specialists team

- Our specialist career analysts are experts in their field, with in-depth knowledge of companies and sectors.
- Organised according to global industry groups, which provides a superior perspective to discover new investment opportunities.

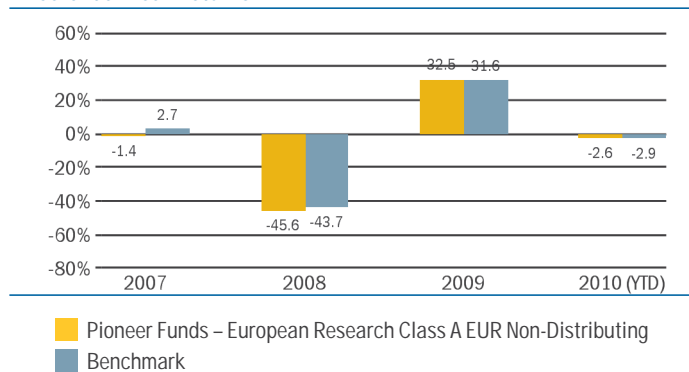
### Portfolio Details

End Month Nav	€2.60
Fund Size (Mil)	€1,557.0
Fund Inception	04/07/2000
First Nav Date (A Class)	18/12/2000
ISIN Number	LU0119366440
Bloomberg Code	PIOPEEA LX
Cusip	L7599Q705
Benchmark	MSCI Europe

### Risk Analysis

Standard Deviation (3 Years)	20.05 %
Sharpe Ratio (3 Years)	-0.79
Alpha	-0.90 %
Beta	0.9879
Relative Information Ratio	< 0
Tracking Error	3.45 %

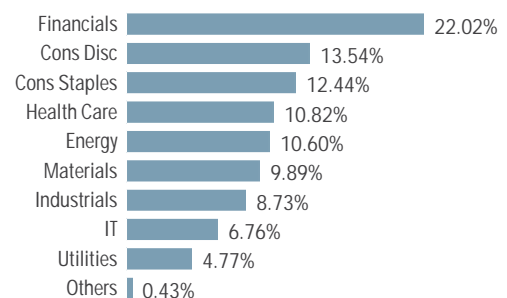
### Calendar Year Returns



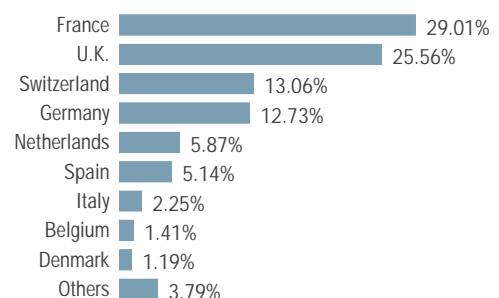
### Top 10 Holdings

Name	Sector	Country	%
Eutelsat Communications	Cons Disc	FR	6.7
Hsbc Holdings PLC	Financials	GB	4.9
Gemalto NV	IT	FR	4.6
Banco Santander Central Hispano Sa	Financials	ES	3.0
Royal Dutch Shell PLC	Energy	GB	2.9
Bp PLC	Energy	GB	2.5
Bnp Paribas	Financials	FR	2.4
Novartis AG	Health Care	CH	2.4
Unilever PLC	Consumer Staples	GB	2.4
Rio Tinto PLC	Materials	GB	2.1

### Sector Breakdown



### Country Breakdown



# Investment Process

## Step 1 - Fundamental Research

### *Proprietary Research team:*

- Covers approx. 500 stocks including all stocks in the benchmark.
- In addition includes a range of other off-benchmark stocks, comprising of small and mid cap stocks.
- Bottom-up, research-driven investment process.
- Discount Cash Flow Analysis is an integral part of the investment process.

### *Sector analysis focuses on:*

- Industry trends; company strategies; competitive positioning; profitability; balance sheet strength; visibility; and sensitivity analysis.
- Quantitative screening assists with idea generation and testing of existing views.

## Step 2 - Security Selection Criteria

- Identify companies with strong competitive positioning.
- Look for strong financial fundamentals.
- Management track record, strategy and abilities.
- Valuation based on detailed in-house financials models.
- Risk assessment:
  - Substantial stock-specific active positions within sectors
  - Limited sector over/under weights.

## Step 3 - Portfolio Construction

- Broadly sector neutral.
- Industry-group allocation according to the benchmark.
- Country allocation is an output of bottom-up stock selection.
- Number of holdings: approximately 100 stocks, representing the best stock picks within each industry group.

### *Sell discipline:*

- Better opportunity arises elsewhere.
- Fundamentals used to evaluate the story change.

# About The Investment Team

We have a team-based approach to the management of the equity research portfolios. Our Equity Analysts manage the research portfolios directly implementing their best investment ideas based on their independent proprietary research. This Portfolio is supervised by the Head of European Equity Research, Marco Mencini, supported by Jeremy James. Marco joined Pioneer Investments in 2001, and he was named third "Top European Fund Manager or Buyside Analyst" by Extel, ranked against all buyside professionals in Europe in 2002. Jeremy is the co-ordinator of the global financials team and was named fifth "Top European Fund Manager or Buyside Analyst" by Extel, ranked against all buyside professionals in Europe in 2002.

## Notes

Risk Measures, except Standard Deviation and Sharpe Ratio, are based on Class E Units, which are only offered for public sale in Italy. Standard Deviation and Sharpe Ratio: Lipper. Performance data provided refers to Class A units only, and is based upon NAV net of fees. For details of other unit Classes available, please refer to the prospectus.

## Disclaimer

**This information is not for distribution and does not constitute an offer to sell or the solicitation of any offer to buy any securities or services in the United States or in any of its territories or possessions subject to its jurisdiction or for the benefit of any United States person (being residents and citizens of the United States or partnerships or corporations organized under United States laws). The Fund has not been registered in the United States under the Investment Company Act of 1940 and units of the Fund are not registered in the United States under the Securities Act of 1933. This document is not intended for and no reliance can be placed on this document by retail clients, to whom the document should not be provided.**

Unless otherwise stated all information contained in this document is from Pioneer Investments and is as at 29/01/2010. Pioneer Funds - European Research is a sub-fund (the "Sub-Fund") of Pioneer Funds (the "Fund"), a fonds commun de placement with several separate sub-funds established under the laws of the Grand Duchy of Luxembourg. Past performance does not guarantee and is not indicative of future results. Unless otherwise stated, all views expressed are those of Pioneer Investments. These views are subject to change at any time based on market and other conditions and there can be no assurances that countries, markets or sectors will perform as expected. Investments involve certain risks, including political and currency risks. Investment return and principal value may go down as well as up and could result in the loss of all capital invested. More recent returns may be different than those shown. Please contact your sales representative for more current performance results. This material is not a prospectus and does not constitute an offer to buy or a solicitation to sell any units of the Fund or any services, by or to anyone in any jurisdiction in which such offer or solicitation would be unlawful or in which the person making such offer or solicitation is not qualified to do so or to anyone to whom it is unlawful to make such offer or solicitation. For additional information on the Fund, a free prospectus should be requested from Pioneer Global Investments Limited ("PGIL"), 1 George's Quay Plaza, George's Quay, Dublin 2, Ireland. Call +353 1 480 2000 Fax +353 1 449 5000. This content of this document is approved by PGIL. In the UK, it is directed at professional clients and not at retail clients and it is approved for distribution by Pioneer Global Investments Limited (London Branch), 123 Buckingham Palace Road, London SW1W 9SL, authorised by the Financial Regulator in Ireland and regulated by the Financial Services Authority for the conduct of UK business. The Fund is an unregulated collective investment scheme under the UK Financial Services and Markets Act 2000 and therefore does not carry the protection provided by the UK regulatory system.

Pioneer Funds Distributor, Inc., 60 State Street, Boston, MA 02109 ("PFD"), a U.S.-registered broker-dealer, provides marketing services in connection with the distribution of Pioneer Investments' products. PFD markets these products to financial intermediaries, both within and outside of the U.S. (in jurisdictions where permitted to do so) for sale to clients who are not United States persons. Pioneer Investments is a trading name of the Pioneer Global Asset Management S.p.A. group of companies. For Broker/Dealer use only and not to be distributed to the Public. Date of First Use 23/02/2010.